

Generated by Lori Brooks from Evans City-Seven Fields Regional Police on May 29, 2019 at 3:21:55 PM



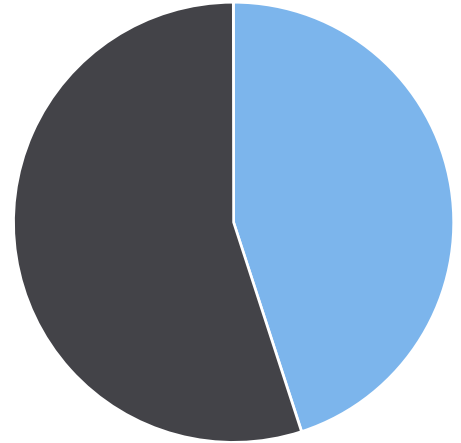
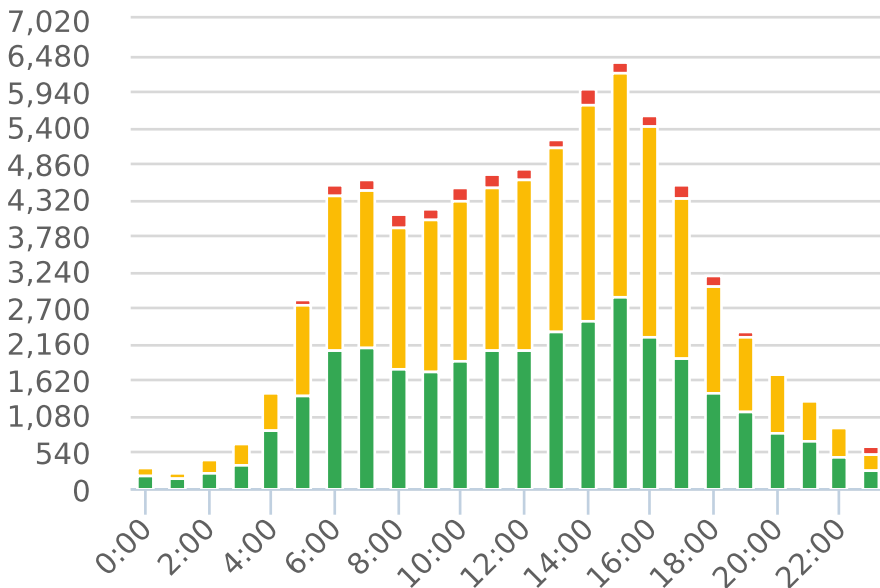
Time of Day: 0:00 to 23:59  
 Dates: 2/25/2019 to 3/17/2019

Site: South Washington at 1st , NB

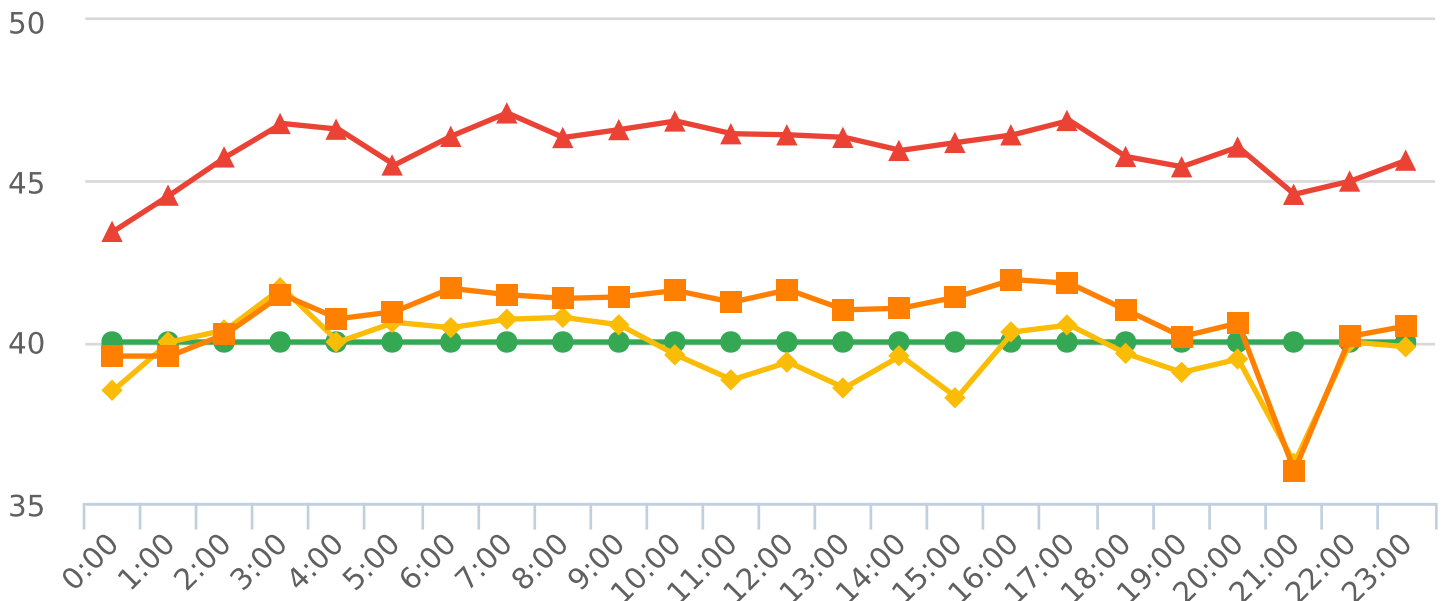
## Overall Summary

Total Days of Data: 15  
 Speed Limit: 25,40  
 Average Speed: 39.71  
 50th Percentile Speed: 40.77  
 85th Percentile Speed: 45.97  
 Pace Speed Range: 37-47

Minimum Speed: 5  
 Maximum Speed: 86  
 Display Status: Speed Display  
 Average Volume per Day: 5033.7  
 Total Volume: 75505



■ Violators   
 ■ Inside Threshold   
 ■ Compliant   
 ■ Vehicles Slowed   
 ■ Other



● Speed Limit   
 ◆ Average Speed   
 ■ 50% Speed   
 ▲ 85% Speed

Generated by Lori Brooks from Evans City-Seven Fields Regional Police on May 29, 2019 at 3:21:55 PM



Time of Day: 0:00 to 23:59  
Dates: 2/25/2019 to 3/17/2019

Site: South Washington at 1st , NB

Hours	Sign Mode	Speed Limit	Total # Vehicles	Total # Violator	% Violator	Avg # Vehicles	Avg # Violator	Min Speed	Max Speed	Avg Speed	50% Speed	85% Speed	Sign Effectiveness
0:00	Speed Display	25, 40	340	39	11.5 %	24.3	2.8	5	58	38.5	39.6	43.4	39.9 %
1:00	Speed Display	25, 40	273	24	8.8 %	19.5	1.7	5	61	40.0	39.6	44.6	45.6 %
2:00	Speed Display	40	448	17	3.8 %	32.0	1.2	5	55	40.4	40.3	45.8	48.1 %
3:00	Speed Display	40	703	43	6.1 %	50.2	3.1	5	63	41.7	41.5	46.8	42.5 %
4:00	Speed Display	40	1493	55	3.7 %	106.6	3.9	5	86	40.0	40.7	46.6	50.5 %
5:00	Speed Display	40	2839	72	2.5 %	202.8	5.1	6	65	40.6	40.9	45.5	47.6 %
6:00	Speed Display	40	4539	141	3.1 %	349.2	10.8	6	61	40.4	41.7	46.4	44.3 %
7:00	Speed Display	40	4633	174	3.8 %	356.4	13.4	5	71	40.7	41.5	47.1	45.8 %
8:00	Speed Display	40	4111	197	4.8 %	342.6	16.4	5	63	40.8	41.4	46.4	42.4 %
9:00	Speed Display	40	4192	183	4.4 %	349.3	15.3	5	70	40.5	41.4	46.6	41.5 %
10:00	Speed Display	40	4498	178	4.0 %	374.8	14.8	5	67	39.6	41.6	46.9	40.5 %
11:00	Speed Display	40	4703	184	3.9 %	391.9	15.3	5	68	38.8	41.2	46.5	38.8 %
12:00	Speed Display	40	4781	168	3.5 %	398.4	14.0	5	65	39.4	41.6	46.4	41.6 %
13:00	Speed Display	40	5230	128	2.4 %	435.8	10.7	5	60	38.6	41.0	46.4	40.2 %
14:00	Speed Display	40	5964	205	3.4 %	458.8	15.8	5	66	39.6	41.0	46.0	46.3 %
15:00	Speed Display	40	6396	186	2.9 %	492.0	14.3	5	63	38.3	41.4	46.2	43.4 %
16:00	Speed Display	40	5600	183	3.3 %	430.8	14.1	5	61	40.3	41.9	46.4	47.0 %
17:00	Speed Display	40	4546	182	4.0 %	349.7	14.0	5	63	40.5	41.8	46.9	44.3 %
18:00	Speed Display	40	3178	129	4.1 %	244.5	9.9	5	65	39.6	41.0	45.8	43.6 %
19:00	Speed Display	40	2335	80	3.4 %	179.6	6.2	6	63	39.1	40.2	45.4	46.9 %
20:00	Speed Display	40	1765	60	3.4 %	135.8	4.6	5	62	39.5	40.6	46.1	49.1 %
21:00	Speed Display	40	1360	50	3.7 %	104.6	3.8	5	61	36.2	36.0	44.6	49.2 %
22:00	Speed Display	40	957	33	3.4 %	73.6	2.5	5	65	40.0	40.2	45.0	51.2 %
23:00	Speed Display	25, 40	621	84	13.5 %	44.4	6.0	6	63	39.9	40.5	45.7	48.9 %
<b>Total Vol/</b>	<b>Avg Speeds</b>		75505	2795	4.6 %	5947.5	219.8	5	86	39.7	40.8	46.0	45.0 %
<b>Total/Avg</b>	<b>w/o Feedback</b>		0	0	0.0 %	0.0	0.0	0	0	0.0	0.0	0.0	0.0 %
<b>Total/Avg</b>	<b>w/ Feedback</b>		75505	2795	4.6 %	5947.5	219.8	5	86	39.7	40.8	46.0	45.0 %