

Generated by Lori Brooks from Evans City-Seven Fields Regional Police on May 29, 2019 at 3:20:19 PM



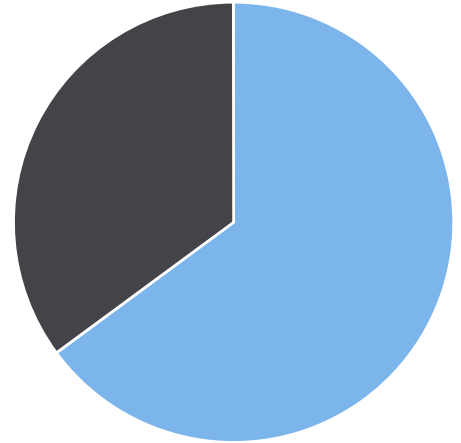
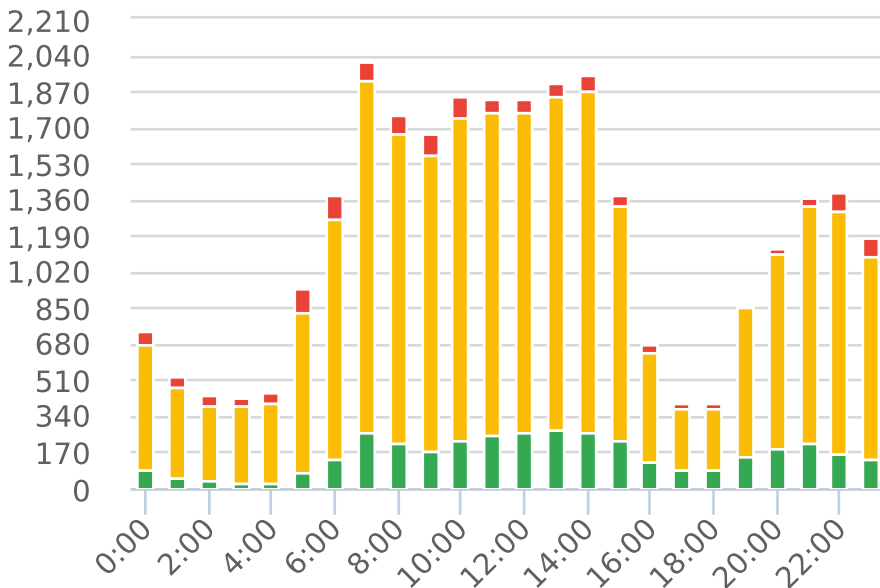
Time of Day: 0:00 to 23:59
 Dates: 1/4/2019 to 1/29/2019

Site: SR- 228 E , EB

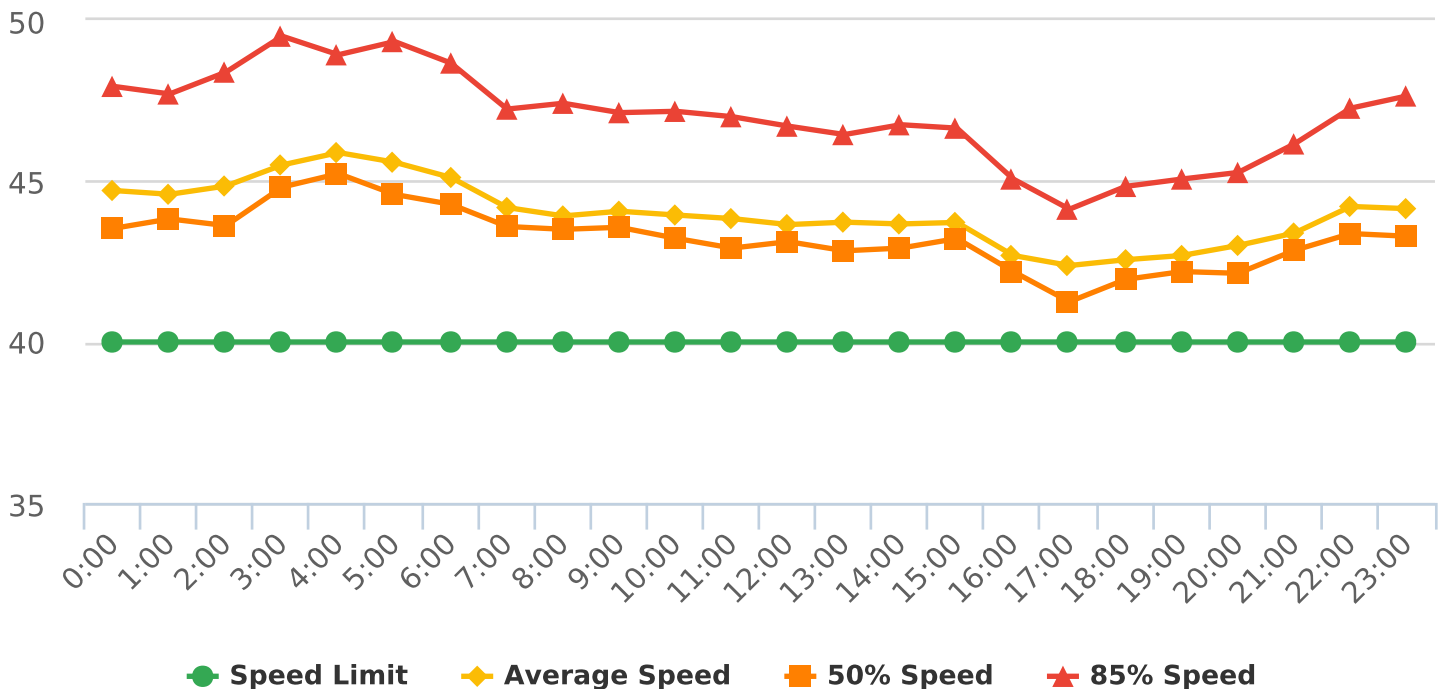
Overall Summary

Total Days of Data: 15
 Speed Limit: 40
 Average Speed: 44.0
 50th Percentile Speed: 43.25
 85th Percentile Speed: 47.01
 Pace Speed Range: 40-50

Minimum Speed: 40
 Maximum Speed: 78
 Display Status: Speed Display
 Average Volume per Day: 1902.9
 Total Volume: 28544



■ **Violators**
 ■ **Inside Threshold**
 ■ **Compliant**
 ■ **Vehicles Slowed**
 ■ **Other**



Generated by Lori Brooks from Evans City-Seven Fields Regional Police on May 29, 2019 at 3:20:19 PM



Time of Day: 0:00 to 23:59

Site: SR- 228 E , EB

Dates: 1/4/2019 to 1/29/2019

Hours	Sign Mode	Speed Limit	Total # Vehicles	Total # Violator	% Violator	Avg # Vehicles	Avg # Violator	Min Speed	Max Speed	Avg Speed	50% Speed	85% Speed	Sign Effectiveness
0:00	Speed Display	40	746	70	9.4 %	62.2	5.8	40	71	44.7	43.5	47.9	62.3 %
1:00	Speed Display	40	523	40	7.6 %	43.6	3.3	40	70	44.6	43.8	47.7	66.8 %
2:00	Speed Display	40	436	49	11.2 %	36.3	4.1	40	64	44.8	43.6	48.4	60.7 %
3:00	Speed Display	40	433	49	11.3 %	36.1	4.1	40	61	45.5	44.8	49.5	64.8 %
4:00	Speed Display	40	458	57	12.4 %	38.2	4.8	40	63	45.9	45.2	48.9	68.8 %
5:00	Speed Display	40	942	112	11.9 %	78.5	9.3	40	67	45.6	44.6	49.3	68.8 %
6:00	Speed Display	40	1381	111	8.0 %	115.1	9.3	40	62	45.1	44.3	48.7	68.3 %
7:00	Speed Display	40	2014	94	4.7 %	167.8	7.8	40	67	44.2	43.6	47.2	67.6 %
8:00	Speed Display	40	1764	88	5.0 %	147.0	7.3	40	61	43.9	43.5	47.4	66.3 %
9:00	Speed Display	40	1674	102	6.1 %	139.5	8.5	40	61	44.1	43.6	47.1	69.3 %
10:00	Speed Display	40	1844	97	5.3 %	153.7	8.1	40	62	43.9	43.2	47.2	67.2 %
11:00	Speed Display	40	1832	63	3.4 %	152.7	5.3	40	61	43.8	42.9	47.0	65.6 %
12:00	Speed Display	40	1835	59	3.2 %	152.9	4.9	40	58	43.6	43.1	46.7	61.1 %
13:00	Speed Display	40	1912	67	3.5 %	159.3	5.6	40	56	43.7	42.8	46.4	62.8 %
14:00	Speed Display	40	1942	65	3.3 %	161.8	5.4	40	78	43.7	42.9	46.8	65.4 %
15:00	Speed Display	25, 40	1383	50	3.6 %	106.4	3.8	40	58	43.7	43.2	46.6	62.1 %
16:00	Speed Display	25, 40	679	34	5.0 %	52.2	2.6	40	55	42.7	42.2	45.1	65.3 %
17:00	Speed Display	25, 40	399	22	5.5 %	30.7	1.7	40	56	42.4	41.3	44.1	58.6 %
18:00	Speed Display	25, 40	404	27	6.7 %	33.7	2.3	40	57	42.6	41.9	44.8	57.4 %
19:00	Speed Display	40	862	11	1.3 %	66.3	0.8	40	54	42.7	42.2	45.1	68.3 %
20:00	Speed Display	40	1131	24	2.1 %	94.3	2.0	40	56	43.0	42.1	45.3	63.5 %
21:00	Speed Display	40	1370	38	2.8 %	114.2	3.2	40	63	43.4	42.8	46.2	65.7 %
22:00	Speed Display	40	1394	82	5.9 %	116.2	6.8	40	66	44.2	43.4	47.3	65.8 %
23:00	Speed Display	40	1186	99	8.3 %	98.8	8.3	40	60	44.1	43.3	47.6	64.0 %
Total Vol/	Avg Speeds		28544	1510	6.1 %	2357.4	125.1	40	78	44.0	43.2	47.0	64.9 %
Total/Avg	w/o Feedback		0	0	0.0 %	0.0	0.0	0	0	0.0	0.0	0.0	0.0 %
Total/Avg	w/ Feedback		28544	1510	6.1 %	2357.4	125.1	40	78	44.0	43.2	47.0	64.9 %