

Generated by Lori Brooks from Evans City-Seven Fields Regional Police on Aug 23, 2019 at 4:11:25 PM

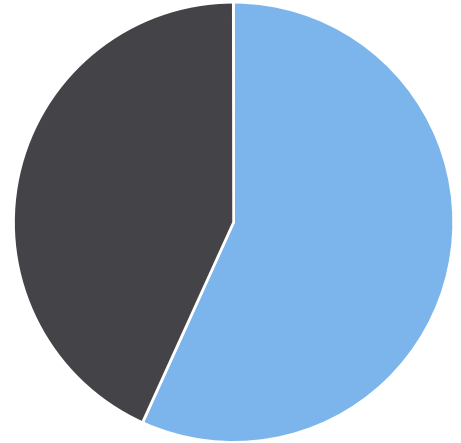
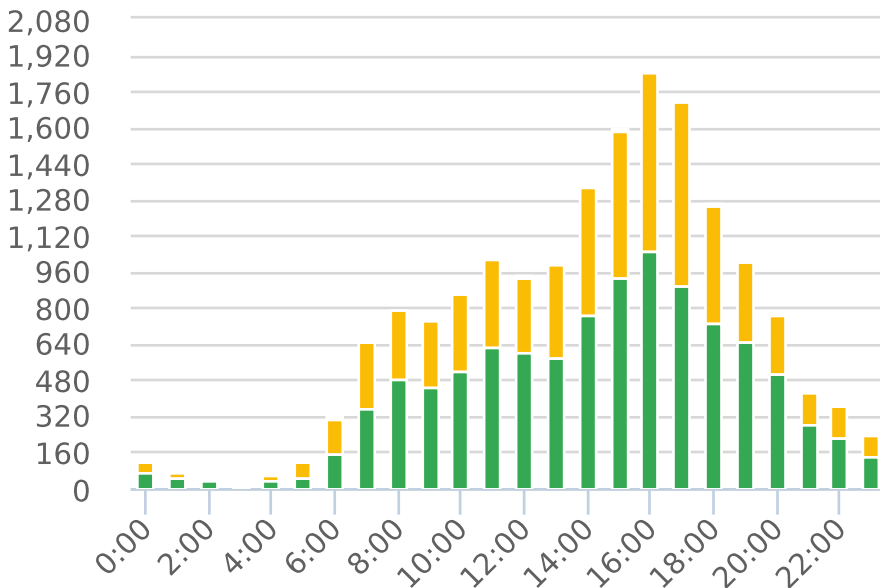


Time of Day: 0:00 to 23:59  
 Dates: 6/27/2019 to 7/8/2019

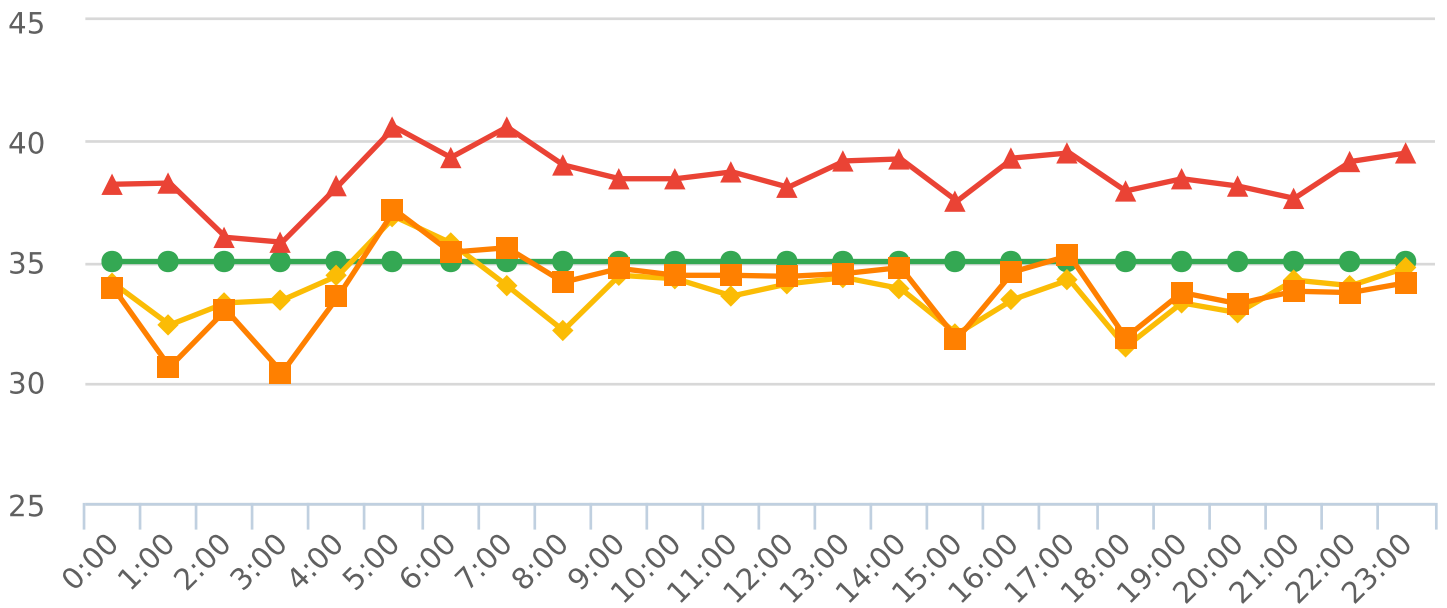
Site: Pioneer Road, NB

## Overall Summary

Total Days of Data: 9	Minimum Speed: 5
Speed Limit: 35	Maximum Speed: 58
Average Speed: 33.8	Display Status: Speed Display
50th Percentile Speed: 33.87	Average Volume per Day: 1932.1
85th Percentile Speed: 38.54	Total Volume: 17389
Pace Speed Range: 30-40	



■ **Violators**    
 ■ **Inside Threshold**    
 ■ **Compliant**    
 ■ **Vehicles Slowed**    
 ■ **Other**



● **Speed Limit**    
 ◆ **Average Speed**    
 ■ **50% Speed**    
 ▲ **85% Speed**

Generated by Lori Brooks from Evans City-Seven Fields Regional Police on Aug 23, 2019 at 4:11:25 PM



Time of Day: 0:00 to 23:59

Site: Pioneer Road, NB

Dates: 6/27/2019 to 7/8/2019

Hours	Sign Mode	Speed Limit	Total # Vehicles	Total # Violator	% Violator	Avg # Vehicles	Avg # Violator	Min Speed	Max Speed	Avg Speed	50% Speed	85% Speed	Sign Effectiveness
0:00	Speed Display	35	125	2	1.6 %	17.9	0.3	6	47	34.1	33.9	38.2	69.0 %
1:00	Speed Display	35	71	1	1.4 %	10.1	0.1	5	51	32.4	30.6	38.3	67.5 %
2:00	Speed Display	35	50	0	0.0 %	7.1	0.0	9	44	33.3	33.0	36.0	52.4 %
3:00	Speed Display	35	11	0	0.0 %	2.8	0.0	16	44	33.4	30.4	35.8	80.0 %
4:00	Speed Display	35	56	2	3.6 %	8.0	0.3	8	46	34.4	33.6	38.1	53.0 %
5:00	Speed Display	35	119	2	1.7 %	17.0	0.3	24	47	36.9	37.1	40.6	50.9 %
6:00	Speed Display	35	323	14	4.3 %	46.1	2.0	8	49	35.8	35.4	39.3	47.8 %
7:00	Speed Display	35	662	13	2.0 %	94.6	1.9	5	52	34.0	35.6	40.6	60.0 %
8:00	Speed Display	35	796	5	0.6 %	113.7	0.7	6	47	32.1	34.1	39.0	47.3 %
9:00	Speed Display	35	747	5	0.7 %	106.7	0.7	5	51	34.4	34.7	38.4	45.6 %
10:00	Speed Display	35	864	7	0.8 %	123.4	1.0	6	56	34.3	34.4	38.4	51.6 %
11:00	Speed Display	35	1026	8	0.8 %	146.6	1.1	5	50	33.6	34.4	38.7	53.3 %
12:00	Speed Display	35	941	8	0.9 %	134.4	1.1	5	50	34.1	34.4	38.1	50.9 %
13:00	Speed Display	35	1009	13	1.3 %	168.2	2.2	6	52	34.3	34.5	39.2	50.8 %
14:00	Speed Display	35	1340	9	0.7 %	191.4	1.3	5	49	33.9	34.8	39.3	56.9 %
15:00	Speed Display	35	1595	8	0.5 %	199.4	1.0	5	51	32.0	31.8	37.5	54.4 %
16:00	Speed Display	35	1853	8	0.4 %	264.7	1.1	5	49	33.4	34.6	39.3	58.0 %
17:00	Speed Display	35	1723	12	0.7 %	246.1	1.7	5	50	34.3	35.3	39.5	57.1 %
18:00	Speed Display	35	1260	10	0.8 %	180.0	1.4	5	51	31.5	31.8	37.9	57.4 %
19:00	Speed Display	35	1010	6	0.6 %	144.3	0.9	5	53	33.3	33.7	38.4	56.6 %
20:00	Speed Display	35	768	5	0.7 %	109.7	0.7	5	49	32.9	33.3	38.1	59.5 %
21:00	Speed Display	35	432	4	0.9 %	61.7	0.6	5	54	34.2	33.8	37.6	58.8 %
22:00	Speed Display	35	370	6	1.6 %	52.9	0.9	5	58	34.0	33.7	39.1	65.1 %
23:00	Speed Display	35	238	4	1.7 %	34.0	0.6	18	50	34.8	34.1	39.5	60.3 %
<b>Total Vol/</b>	<b>Avg Speeds</b>		17389	152	1.2 %	2480.9	21.9	5	58	33.8	33.9	38.5	56.8 %
<b>Total/Avg</b>	<b>w/o Feedback</b>		0	0	0.0 %	0.0	0.0	0	0	0.0	0.0	0.0	0.0 %
<b>Total/Avg</b>	<b>w/ Feedback</b>		17389	152	1.2 %	2480.9	21.9	5	58	33.8	33.9	38.5	56.8 %