

Generated by Lori Brooks from Evans City-Seven Fields Regional Police on Oct 30, 2019 at 4:1:28 PM

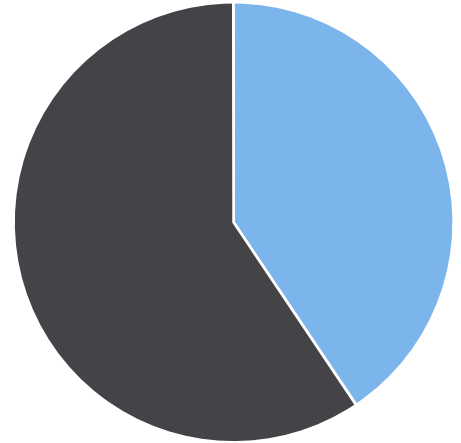
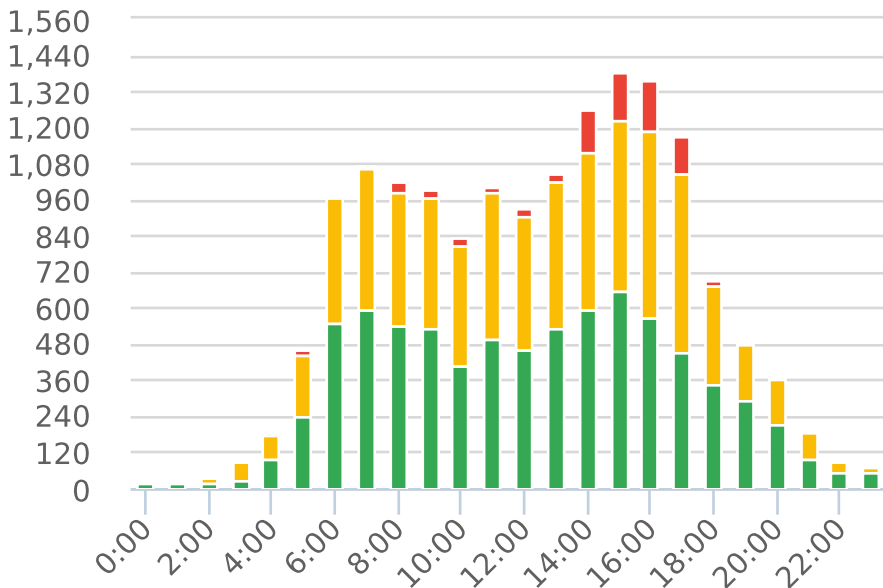


Time of Day: 0:00 to 23:59  
 Dates: 10/20/2019 to 10/25/2019

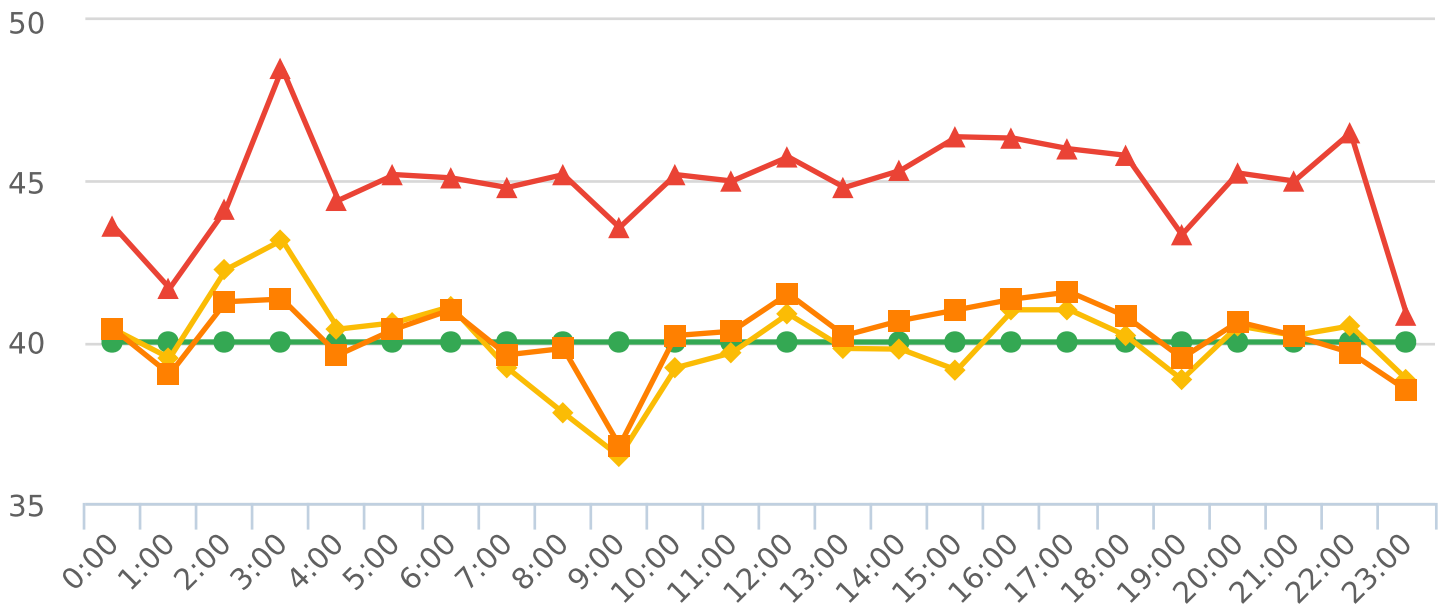
Site: SOUTH WASHINGTON ST, SB

## Overall Summary

Total Days of Data: 6	Minimum Speed: 5
Speed Limit: 40	Maximum Speed: 67
Average Speed: 40.02	Display Status: Speed Display
50th Percentile Speed: 40.22	Average Volume per Day: 2630.7
85th Percentile Speed: 44.9	Total Volume: 15784
Pace Speed Range: 36-46	



■ Violators   
 ■ Inside Threshold   
 ■ Compliant   
 ■ Vehicles Slowed   
 ■ Other



● Speed Limit   
 ◆ Average Speed   
 ■ 50% Speed   
 ▲ 85% Speed

Generated by Lori Brooks from Evans City-Seven Fields Regional Police on Oct 30, 2019 at 4:1:28 PM



Time of Day: 0:00 to 23:59  
Dates: 10/20/2019 to 10/25/2019

Site: SOUTH WASHINGTON ST, SB

Hours	Sign Mode	Speed Limit	Total # Vehicles	Total # Violator	% Violator	Avg # Vehicles	Avg # Violator	Min Speed	Max Speed	Avg Speed	50% Speed	85% Speed	Sign Effectiveness
0:00	Speed Display	40	33	2	6.1 %	6.6	0.4	6	53	40.4	40.4	43.6	18.2 %
1:00	Speed Display	40	23	0	0.0 %	4.6	0.0	32	50	39.5	39.0	41.7	37.7 %
2:00	Speed Display	40	41	5	12.2 %	8.2	1.0	31	52	42.3	41.3	44.1	37.0 %
3:00	Speed Display	40	95	8	8.4 %	19.0	1.6	26	58	43.2	41.3	48.5	35.5 %
4:00	Speed Display	40	184	5	2.7 %	36.8	1.0	11	55	40.4	39.6	44.4	33.2 %
5:00	Speed Display	40	458	13	2.8 %	91.6	2.6	6	58	40.6	40.4	45.2	40.0 %
6:00	Speed Display	40	978	13	1.3 %	195.6	2.6	6	65	41.1	41.0	45.1	35.5 %
7:00	Speed Display	40	1074	13	1.2 %	214.8	2.6	6	56	39.2	39.6	44.8	48.2 %
8:00	Speed Display	40	1016	30	3.0 %	203.2	6.0	5	67	37.8	39.8	45.2	44.8 %
9:00	Speed Display	40	991	21	2.1 %	198.2	4.2	5	57	36.4	36.8	43.6	44.9 %
10:00	Speed Display	40	832	27	3.2 %	166.4	5.4	5	56	39.2	40.2	45.2	43.2 %
11:00	Speed Display	40	1001	19	1.9 %	200.2	3.8	6	64	39.7	40.3	45.0	43.0 %
12:00	Speed Display	40	931	29	3.1 %	186.2	5.8	5	58	40.9	41.5	45.8	45.0 %
13:00	Speed Display	40	1046	24	2.3 %	209.2	4.8	5	58	39.8	40.2	44.8	48.0 %
14:00	Speed Display	0, 40	1259	141	11.2 %	209.8	23.5	5	67	39.8	40.7	45.3	48.7 %
15:00	Speed Display	0, 40	1383	156	11.3 %	230.5	26.0	5	64	39.1	41.0	46.4	48.4 %
16:00	Speed Display	0, 40	1352	162	12.0 %	225.3	27.0	5	60	41.0	41.3	46.3	47.2 %
17:00	Speed Display	0, 40	1168	118	10.1 %	194.7	19.7	6	64	41.0	41.6	46.0	47.4 %
18:00	Speed Display	40	692	22	3.2 %	138.4	4.4	5	57	40.2	40.8	45.8	41.0 %
19:00	Speed Display	40	485	5	1.0 %	97.0	1.0	9	57	38.8	39.5	43.3	40.3 %
20:00	Speed Display	40	376	10	2.7 %	75.2	2.0	7	57	40.5	40.6	45.3	35.8 %
21:00	Speed Display	40	194	8	4.1 %	38.8	1.6	8	54	40.2	40.2	45.0	43.2 %
22:00	Speed Display	40	97	6	6.2 %	19.4	1.2	9	57	40.5	39.7	46.5	31.2 %
23:00	Speed Display	40	75	2	2.7 %	15.0	0.4	29	56	38.8	38.5	40.8	37.7 %
<b>Total Vol/</b>	<b>Avg Speeds</b>		15784	839	4.8 %	2984.7	148.6	5	67	40.0	40.2	44.9	40.6 %
<b>Total/Avg</b>	<b>w/o Feedback</b>		0	0	0.0 %	0.0	0.0	0	0	0.0	0.0	0.0	0.0 %
<b>Total/Avg</b>	<b>w/ Feedback</b>		15784	839	4.8 %	2984.7	148.6	5	67	40.0	40.2	44.9	40.6 %